







	<p>Author: Erik Mugele Org: URL: Email: Created: Last Edit: Description: Making a PBJ Sandwich Notes: Making a PBJ Sandwich Category:</p>	<p>Image File: PBJ.jpg Playback Option: Compass Media Option: Video Task sound: intro.wav Feedback Sound: ButtonTalk Sound: Make PBJ Sandwich_BT.wav Repeat?: Number of Steps: 14</p>
---	---	--

ID	Current Step information	Next Step
1	 <p>Get the peanut butter from the cupboard Image File: pbj1.jpg Step sound: pbj1.wav Timer: Timer Seconds: 30 Timer Action: Replay Timer Sound: Description:</p>	<p>Get the jelly from the refrigerator (2)</p> 
2	 <p>Get the jelly from the refrigerator Image File: pbj2.JPG Step sound: pbj2.wav Timer: True Timer Seconds: 2 Timer Action: Next Timer Sound: foodprep.wav Description:</p>	<p>Get a plate and the bread (3)</p> 
3	 <p>Get a plate and the bread Image File: pbj3.JPG Step sound: pbj3.wav Timer: Timer Seconds: 2 Timer Action: Replay Timer Sound: Description:</p>	<p>Take 2 pieces of bread out of the bag (4)</p> 
4	 <p>Take 2 pieces of bread out of the bag Image File: pbj4.jpg Step sound: pbj4.wav Timer: Timer Seconds: 3 Timer Action: Replay Timer Sound: Description:</p>	<p>Close the bag to keep the bread from drying out (5)</p> 


ID

Current Step information

Next Step

5

Close the ba



Close the bag to keep the bread from drying out

Image File: *pbj5.jpg*
 Step sound: *pbj5.wav*
 Timer:
 Timer Seconds: 30
 Timer Action: *Replay*
 Timer Sound:
 Description:

Get out a butter knife and spoon (6)

Get out a but



6

Get out a but



Get out a butter knife and spoon

Image File: *pbj6.jpg*
 Step sound: *pbj6.wav*
 Timer:
 Timer Seconds: 30
 Timer Action: *Replay*
 Timer Sound:
 Description:


Open the peanut butter and scoop some out with your knife. Spread it on one piece of bread. (7)

Open the pea



7

Open the pea



Open the peanut butter and scoop some out with your knife. Spread it on one piece of bread.

Image File: *pbj7.JPG*
 Step sound: *pbj7.wav*
 Timer:
 Timer Seconds: 30
 Timer Action: *Replay*
 Timer Sound:
 Description:


Open the jelly jar. (8)

Open the jell



8

Open the jell



Open the jelly jar.

Image File: *pbj8.JPG*
 Step sound: *pbj8.wav*
 Timer:
 Timer Seconds: 5
 Timer Action: *Replay*
 Timer Sound:
 Description:

Spread the jelly around with your knife. (9)

Spread the je



9

Spread the je












Spread the jelly around with your knife.

Image File: *pbj9.JPG*
 Step sound: *pbj9.wav*
 Timer:
 Timer Seconds: 30
 Timer Action: *Replay*
 Timer Sound:
 Description:

Put the 2 pieces of bread together. (10)

Put the 2 pie



ID	Current Step information	Next Step
10	 <p>Put the 2 pieces of bread together. Image File: <i>pbj10.jpg</i> Step sound: <i>pbj10.wav</i> Timer: Timer Seconds: 30 Timer Action: <i>Replay</i> Timer Sound: Description:</p>	<p>Put the lids back on the jars, and place the knife and spoon in the sink. (11)</p> 
11	 <p>Put the lids back on the jars, and place the knife and spoon in the sink. Image File: <i>pbj11.jpg</i> Step sound: <i>pbj11.wav</i> Timer: Timer Seconds: 30 Timer Action: <i>Replay</i> Timer Sound: Description:</p>	<p>Put away the peanut butter, jelly, and the bread. (12)</p> 
12	 <p>Put away the peanut butter, jelly, and the bread. Image File: <i>pbj12.jpg</i> Step sound: <i>pbj12.wav</i> Timer: <i>True</i> Timer Seconds: 5 Timer Action: <i>Message</i> Timer Sound: <i>foodprep.wav</i> Description:</p>	<p>Pour yourself a glass of milk or juice, and sit down and enjoy your lunch. (13)</p> 
13	 <p>Pour yourself a glass of milk or juice, and sit down and enjoy your lunch. Image File: <i>pbj13.jpg</i> Step sound: <i>pbj13.wav</i> Timer: Timer Seconds: 30 Timer Action: <i>Replay</i> Timer Sound: Description:</p>	<p>You did a great job. (14)</p> 
14	 <p>You did a great job. Image File: <i>good job3.jpg</i> Step sound: <i>pbj14.wav</i> Timer: Timer Seconds: 30 Timer Action: <i>Replay</i> Timer Sound: Description:</p>	<p>Done</p> <p>No Image</p>